

Thank you for your purchase of this Citizen watch.

Before using the watch, read this instruction manual carefully to ensure correct use.

After reading, be sure to store this manual in a safe place should it be needed for future reference.

To determine the movement number

Your watch features a case number engraved on the case back (refer to figure to the right).

The first four characters of the case number represent the movement caliber number of the watch.

In the example on the right, “1234” is the movement number.

Engraving position example





The engraving position may differ depending on watch model.

Safety precautions

This manual may contain certain safety advisories. Your watch should be used in accordance with these advisories at all times to ensure optimal enjoyment of your watch and to prevent injury to yourself, other persons and/or damage to property.

- Safety advisories are categorized and depicted in this manual as follows:

 WARNING	May cause serious injury or death
 CAUTION	May or will cause minor or moderate injury or damage

- Important instructions are categorized and depicted in this manual as follows:


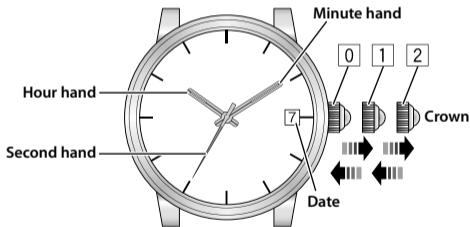
	Warning (caution) symbol followed by instructions that should be followed and/or precautions that should be observed.
---	---

Table of contents

Setting the time and date.....	4
Mainspring	6
Mechanical watches.....	8
Water resistance	10
Precautions and usage limitations	13
Maintenance	21
Specifications.....	22

Setting the time and date

- When the screw down crown is equipped on your model, loosen the screw before operation. After operation, return the crown to the normal position and tighten it.
- When the watch stops, turn the crown to the right (clockwise) in position 0 to wind the mainspring manually.



- The illustrations in this instruction manual may differ from the actual watch.

While the hands indicate between 8:00 PM and 2:00 AM:

Do not perform steps **1** and **2**; otherwise, the date may not change properly.

If you want to perform the steps, first turn the crown in position **2** to move the hands so they are not indicating between 8:00 PM and 2:00 AM.

- 1. Pull out the crown to position **1**.**
- 2. Turn the crown to the right (clockwise) to set the date to one day before the date you want to set.**
- 3. Pull out the crown to position **2**.**
- 4. Turn the crown to the left (counterclockwise) to set the date.**
 - The watch indicates morning when the date changes.
- 5. Turn the crown to set the time.**
 - To set an afternoon or evening hour, turn the hands to 12:00 first, then set the time.
- 6. Push in the crown to position **0**.**
 - The date is based on a 31-day calendar. Adjust the date on the 1st day after months which have 28/29/30 days.

Mainspring

This watch runs using the power of the mainspring.

- Once the mainspring is wound fully, it will run for about 42 hours.
- Sufficient winding ensures stable and accurate movement.

About winding the mainspring

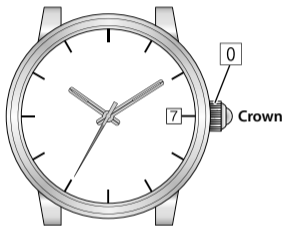
This watch is an automatic mechanical watch. (You can also wind the mainspring manually.)

The mainspring is wound by swinging your arm. It is recommended to wear the watch for more than 8 hours a day.

If you do not move your arms much in your daily life, for example you spend a lot of time sat at a desk, the mainspring may not be wound sufficiently. In such cases, wind the mainspring manually (see page 7).

Winding the mainspring manually

Turn the crown to the right (clockwise) in position 0.



- When the watch stops, turning the crown about 40 times will wind the mainspring fully.
- When the mainspring is wound fully, turning the crown further does not damage the mainspring.

Mechanical watches

About accuracy

The accuracy of mechanical watches in this instruction manual is static accuracy at normal temperatures (between +5°C and +35°C).

The accuracy on the specifications may not be kept depending on the following conditions of use:

- times the mainspring is wound
- position
- usage environment (temperature, magnetism, impact, etc.)

Times the mainspring is wound

Full winding of the mainspring ensures the most stable and accurate movement of mechanical watches.

Position

When you wear the watch on the wrist, the position of the watch changes frequently, and the movement of the watch is influenced by changes in the direction of gravity. This affects accuracy of mechanical watches.

Usage environment (temperature, magnetism, impact, etc.)

- Because mechanical watches use metal in parts for keeping accuracy, changes in temperature, which cause metal to expand and contract, will affect the accuracy of the watch.
- Because mechanical watches use metal parts, exposure to magnetic fields affects their accuracy. In order to keep the watch accurate, do NOT subject it to strongly-magnetized objects.
- Strong shocks also affect the accuracy.

Maintenance

Mechanical watches may become inaccurate due to insufficient lubrication or wear. Have the watch disassembled and cleaned (overhaul) every 2-3 years (charge basis). It may be difficult to restore the watch from degradation after long-term use to its initial performance even after repairs.






Water resistance



WARNING Water Resistance

- Refer to the watch dial and the case back for the indication of the water resistance of your watch. The following chart provides examples of use for reference to ensure that your watch is used properly. (The unit “1bar” is roughly equal to 1 atmosphere.)
- WATER RESIST(ANT) ××bar may also be indicated as W.R.××bar.

Name	Indication	Specification
	Dial or Case back	
Non-water resistant	_____	Non-water resistant
Everyday-use water resistant watch	WATER RESIST(ANT)	Water-resistant to 3 atmospheres
Upgraded everyday use water-resistant watch	WATER RESIST(ANT) 5 bar	Water-resistant to 5 atmospheres
	WATER RESIST(ANT) 10/20 bar	Water-resistant to 10 or 20 atmospheres

Water-related use				
				
Minor exposure to water (washing face, rain, etc.)	Swimming and general washing work	Skin diving, marine sports	Scuba diving using an air tank	Operate the crown or button when the watch is wet
NO	NO	NO	NO	NO
OK	NO	NO	NO	NO
OK	OK	NO	NO	NO
OK	OK	OK	NO	NO

- Non-water resistant watches cannot be used underwater or in environments in contact with water.
- Water-resistance for daily use (to 3 atmospheres) means that the watch may be worn while washing your face or in the rain, but is not to be immersed in water.
- Upgraded water-resistance for daily use (to 5 atmospheres) means that the watch may be worn while swimming, but is not to worn while skin diving.
- Upgraded water-resistance for daily use (to 10/20 atmospheres) means that the watch may be worn while skin diving, but not while scuba or saturated diving using helium gas.
- For a metallic, plastic or rubber watchband, wash any dirt off with water. Remove the small amounts of dirt trapped between the crevices of the metallic band with a soft brush. If your watch is not water resistant, be sure not to get the case of the watch wet.

Precautions and usage limitations

CAUTION To Avoid Injury

- Be particularly careful when wearing your watch while holding a small child, to avoid injury.
- Be particularly careful when engaged in strenuous exercise or work, to avoid injury to yourself and others.
- DO NOT wear your watch while in a sauna, jacuzzi or other location where it may become excessively hot. This may result in burns to the wearer and/or malfunction of your watch.
- Be careful when putting on or taking off your watch since there is a risk of pinching your skin or damaging your fingernails depending on the manner in which the band is fastened.

 **CAUTION** Precautions

- Always wear your watch with the crown pushed in to the normal position. If your crown is a screw down type, be sure it is properly screwed down (locked) to the case.
- Do not operate the crown or any buttons when the watch is wet. This may allow the entrance of moisture and cause damage to sensitive components.
- If water enters the watch or the watch fogs up and does not clear up even after a long time, consult Authorized Service Center for inspection and/or repair.
- If a watch of upgraded water resistance for daily use is immersed in sea water or subjected to excessive perspiration, thoroughly rinse with fresh water and wipe completely dry with a soft cloth.
- If seawater enters the watch, place the watch in a box or plastic bag and immediately take it in for repair. Otherwise, pressure inside the watch will increase, and parts (crystal, crown, push button, etc.) may come off.

 **CAUTION** When Wearing Your Watch

<Band>

- The durability of a leather, cloth, or natural skin strap may be affected by moisture and perspiration. Moreover, wet leather may cause a rash. Be sure to keep your strap dry and clean.
- It is recommended to take off the watch if it gets wet, even if the watch itself is water-resistant.
- Do not wear your watch too tightly. Try to leave enough space between the watch and your skin to allow adequate ventilation.
- A rubber type strap may become stained by dyes or soils found in clothing and other accessories. Since these stains may become permanent, take caution when wearing your watch with items that may transfer color (articles of clothing, purses, dyed bracelets, etc.).
- Solvents, moisture and perspiration may cause the strap to deteriorate. Be sure to replace a strap that has become dried, brittle, or cracked to prevent loss due to strap failure.

<Temperature>

- The watch may stop or the function of the watch may be impaired in extremely high or low temperature. Do not use the watch in places where the temperature is outside the operating temperature range as stated in the specifications.

<Magnetism>

- Exposure to strong magnetic fields will cause the movement components to become magnetized, and the accuracy of the watch may be greatly deteriorated. Do NOT subject the watch to strongly-magnetized health equipment (magnetic necklaces, health stomach bands etc.), magnetic latch refrigerator doors, handbag claps, mobile phone speakers, or magnetic cooking devices.

<Strong Shock>

- Avoid dropping the watch or subjecting it to other strong impact. It may cause malfunctions and/or performance deterioration as well as damage to the case and bracelet.

<Chemicals, Corrosive Gasses and Mercury>

- If paint thinner, benzene or other solvents or products containing these solvents (including gasoline, nail-polish remover, cresol, bathroom cleaners and adhesives, water repellent, etc.) are allowed to come in contact with the watch, they may cause discoloration, deterioration and damage materials of the watch. Be careful when handling these chemicals. Contact with mercury such as that used in thermometers may also cause discoloration of the band and case.



CAUTION Always Keep Your Watch Clean

- Rotate the crown while it is pressed in fully and press the buttons periodically so they do not become stuck due to accumulations of foreign matter.

Note: Do not operate the crown or any buttons when the watch is wet.

- The case and band of the watch come into direct contact with the skin in the same manner as undergarments. Corrosion of the metal or unnoticed soiling such as that caused by perspiration and dirt can soil sleeves and other portions of clothing. Keep your watch clean at all times.
- The case and band of the watch come in to direct contact with the skin. This may result in unnoticed accumulations of dirt and foreign matter caused by normal wear. Accumulated matter may cause rust, discoloration, and premature wear. Be sure to regularly clean your watch with a soft cloth. If severe accumulations occur, you may need to have your case and/or bracelet professionally cleaned.

- In some instances, accumulations of dirt and foreign matter may cause skin reactions. This may also occur due to certain allergies beyond our control. If this occurs, immediately discontinue use of your watch and consult your physician.
- Leather, cloth, and other natural skin straps may become discolored or brittle from moisture, perspiration and/or accumulated dirt. To maximize the life of your strap, be sure to keep your leather band clean and dry by wiping it with a soft cloth each day.

 **CAUTION** Caring for Your Watch

- Wipe any dirt or moisture such as perspiration from the case and crystal with a soft cloth.
- If you will not be using your watch for an extended period of time, carefully wipe off any perspiration, dirt or moisture and store in a proper location, avoiding locations subject to excessively high or low temperatures and high humidity.

Luminous Feature

Your watch may feature luminous treatment to the dial and hands to aid you in reading the watch in dimly lit environments. This luminous treatment stores light from both natural and artificial sources. It is free from any radioactive substance or any other material that may be harmful to the environment or human body.

- The light emission of the luminous material gradually decreases as time passes.
- The duration and amount of light emitted will vary depending on the brightness, type of and distance from the light source, exposure time and amount/size of luminous treatment.
- When not exposed to a light source, light emission from the luminous treatment will start off bright and gradually diminish over a period of hours. The duration of visible light emission will vary with type of and duration of light exposure as well as size of luminous features of your watch.

Maintenance

<Daily maintenance>

- Rotate the crown while it is pressed in fully and press the buttons periodically so they do not become stuck due to accumulations of foreign matter.
- Wipe off dirt, perspiration, and water from the case and glass with a clean soft cloth occasionally.
- To clean a metal, plastic, or rubber watchband, wash away dirt with water. Use a soft brush to remove dust and dirt stuck in the gaps in a metal band.
- Do not use a polishing type of cloth as this may damage the surface and certain treatments.
- Do not use solvents (thinner, benzine, etc.), as they may damage the finish.

<Periodical inspections>

Your watch needs an inspection once every two or three years for safety and longer usage. To keep your watch water-resistant, the gaskets and other components need to be replaced regularly. Other parts need to be inspected and replaced if necessary.

Always ask for genuine Citizen parts upon replacement.

Specifications

Model	901*
Number of jewels	24
Type	Automatic mechanical watch
Accuracy in use	-10 seconds to +30 seconds per day
Operating temperature range	-10°C to +60°C
Display functions	<ul style="list-style-type: none">• Time: hours, minutes, seconds• Calendar: date
Run time	More than approx. 42 hours (automatic winding type)
Beats	28,800 times/hour (8 beats)

- Specifications are subject to change without notice.